


























Speed Limits (MPH)

Type of Vehicle	Built up Areas*	Single Carriageways	Dual Carriageways	Motorways
 Cars and motorcycles (including car-derived vans up to 2 tonnes maximum laden weight)				
 Cars towing caravans or trailers (including car-derived vans and motorcycles)				
 Buses, coaches and minibuses (not exceeding 12 metres in overall length)				
 Goods vehicles (not exceeding 7.5 tonnes maximum laden weight)				 [†]
 Goods vehicles (exceeding 7.5 tonnes maximum laden weight)				

These are the national speed limits and apply to all roads unless signs show otherwise.

* The 30 mph limit applies to all traffic on all roads in England and Wales (only Class C and unclassified roads in Scotland) with street lighting unless signs show otherwise.

† 60 mph if articulated or towing a trailer.

© Motor Lawyers. All rights reserved.

www.motorlawyers.co.uk | Free & Fixed Fee Legal Advice

All logos and graphics are either registered trademarks or trademarks of Motor Lawyers.